



# Technical Information

## MFC-2 Solar Controller

International Version  
A11-03.2.2-V1 - March 2016

### Components Included

MFC-2 comprises the following components:

- 1 x MFC-2 controller
- 3 x Pre-wired temperature sensors
- 3 x Screws and wall plugs

### Applications

The Apricus MFC-2 solar controller is design for simple solar hot water systems that only required the management of a single circulation pump. System management is achieved through measurement of 1 collector and 2 tank temperature sensors.

### Features

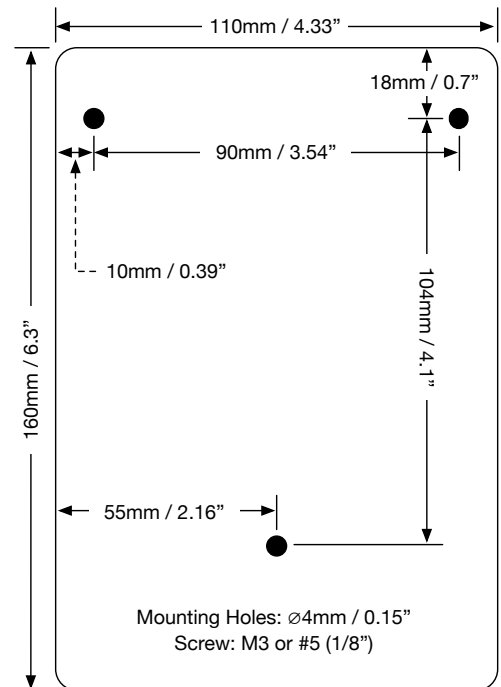


- Clear backlit LCD display
- Display of system temperatures and operating status
- Adjustable functions settings
- Manual/Off/Auto pump modes
- Power surge protection
- Temperature sensor malfunction warning
- Operating instructions and function summary on front panel
- Comprehensive set of operating functions:
  - Collector maximum temperature
  - Tank maximum bottom/top temperatures
  - Collector minimum start-up temperature
  - Collector on/off delta-t temperatures
  - Tank cooling start and on/off delta-t temperatures
  - Free protection on/off temperatures
- Custom functions can be developed for volume orders

### Technical Specifications

Housing:	ABS plastic
Cable Glands:	Nylon PA66
Casing Dimensions:	160 x 110 x 82mm 6.3 x 4.3 x 3.2"
Net Weight (with sensors):	1.24kg / 2.73lbs
Ambient Temperature:	0°C~40°C / 32°F~104°F
Power Supply:	AC 110-240V 50/60Hz
Fuse:	∅5x20mm, 250V 3A (user replaceable)
Standby Power Consumption:	<1W
Temperature Sensors:	1 x 15m/49' NTC collector sensor (-40°C~220°C / -40°F~428°F) 2 x 2m/6.5' NTC tank sensors (-20°C~105°C / -4°F~221°F)
Outputs:	1 x 1Amp AC relay
Protection Type:	IP 20
Protection Class:	I

### Certifications

CE:	MTE/HNZ/A15121829 MTS/ECZ/A15120846
-----	--



**Sustainable HOT WATER Solutions, Delivered by APRICUS**

Apricus Solar Co., Ltd  
service@apricus.com www.apricus.com